

| PLEASE FOLLOW THESE INSTRUCTIONS CAREFULLY | VOLG ASSEBLIEF HIERDIE INSTRUKSIES NOUKEURIG |
|--|--|
| 1. Clearly write your examination number and centre number in the space provided and attach your barcode label in the space provided. | 1. <i>Skryf jou eksamennommer en sentrumnummer duidelik in die ruimtes soos verskaf en plak jou stafieskodeplakker in die ruimte soos verskaf.</i> |
| 2. Remember that your own name (or the name of your school) may not appear anywhere on or in this answer book. | 2. <i>Onthou dat jou eie naam (of die naam van jou skool) nie op of in hierdie antwoordeboek mag voorkom nie.</i> |
| 3. Answer ALL questions in the spaces provided. | 3. <i>Beantwoord ALLE vrae in die ruimtes wat voorsien is.</i> |
| 4. No pages may be torn from this answer book. | 4. <i>Geen bladsye mag uit hierdie antwoordeboek geskeur word nie.</i> |
| 5. Read the instructions printed on your timetable carefully as well as any other instructions which may be given in each examination paper. | 5. <i>Lees die instruksies wat op jou eksamenrooster gedruk is, sorgvuldig deur, asook enige ander instruksies wat op elke eksamenvraestel gegee word.</i> |
| 6. Candidates may not retain an answer book or remove it from the examination room. | 6. <i>Geen antwoordeboek mag deur die kandidaat behou of uit die eksamenlokaal verwyder word nie.</i> |
| 7. Answers must be written in black/blue ink as distinctly as possible. Do not write in the margins. | 7. <i>Skryf die antwoorde so duidelik moontlik met swart/blou ink. Laat die kantlyne oop.</i> |
| 8. Write the numbers of the questions you have answered on the front cover of the answer book where marks are to be recorded. | 8. <i>Skryf die nommers van die vrae wat jy beantwoord het op die voorblad van die antwoordeboek waar die punte aangebring word.</i> |
| 9. If you require additional space for your answers: 9.1 Use the additional space provided at the end of the answer book. 9.2 When answering a question in the additional space, indicate clearly the question number in the column on the LHS. 9.3 Rule off after each answer. | 9. <i>In geval jy bykomende ruimte benodig vir jou antwoorde:</i> 9.1 <i>Gebruik die bykomende ruimte wat aan die einde van die antwoordeboek voorsien word.</i> 9.2 <i>As 'n vraag in die bykomende ruimte beantwoord word, dui duidelik die vraagnommer in die kolom aan die LK aan.</i> 9.3 <i>Trek 'n lyn na elke antwoord.</i> |
| 10. Draw a neat line through any work/rough work that must not be marked. | 10. <i>Trek 'n netjiese lyn deur enige werk/rofwerk wat nie nagesien moet word nie.</i> |



QUESTION/VRAAG 1.

| AGE OF CAR (IN YEARS)/ OUDERDOM VAN MOTOR (IN JAAR) | SELLING PRICE OF CAR (IN RAND)/ VERKOOPPRYS VAN MOTOR (IN RAND) |
|--|--|
| 2 | 293 000 |
| 3 | 265 000 |
| 3 | 256 000 |
| 4 | 219 000 |
| 4 | 241 000 |
| 4 | 246 000 |
| 6 | 226 000 |
| 6 | 176 000 |
| 7 | 154 000 |
| 7 | 180 000 |
| 8 | 148 000 |

| | Solution/Oplissing | Marks Punte |
|-----|---------------------------|------------------------|
| 1.1 | | (3) |
| | | |
| | | |
| | | |
| 1.2 | | (2) |
| | | |
| | | |
| | | |
| 1.3 | | (2) |
| | | |
| | | |
| | | |
| 1.4 | | (1) |
| | | |
| | | |
| | | [8] |

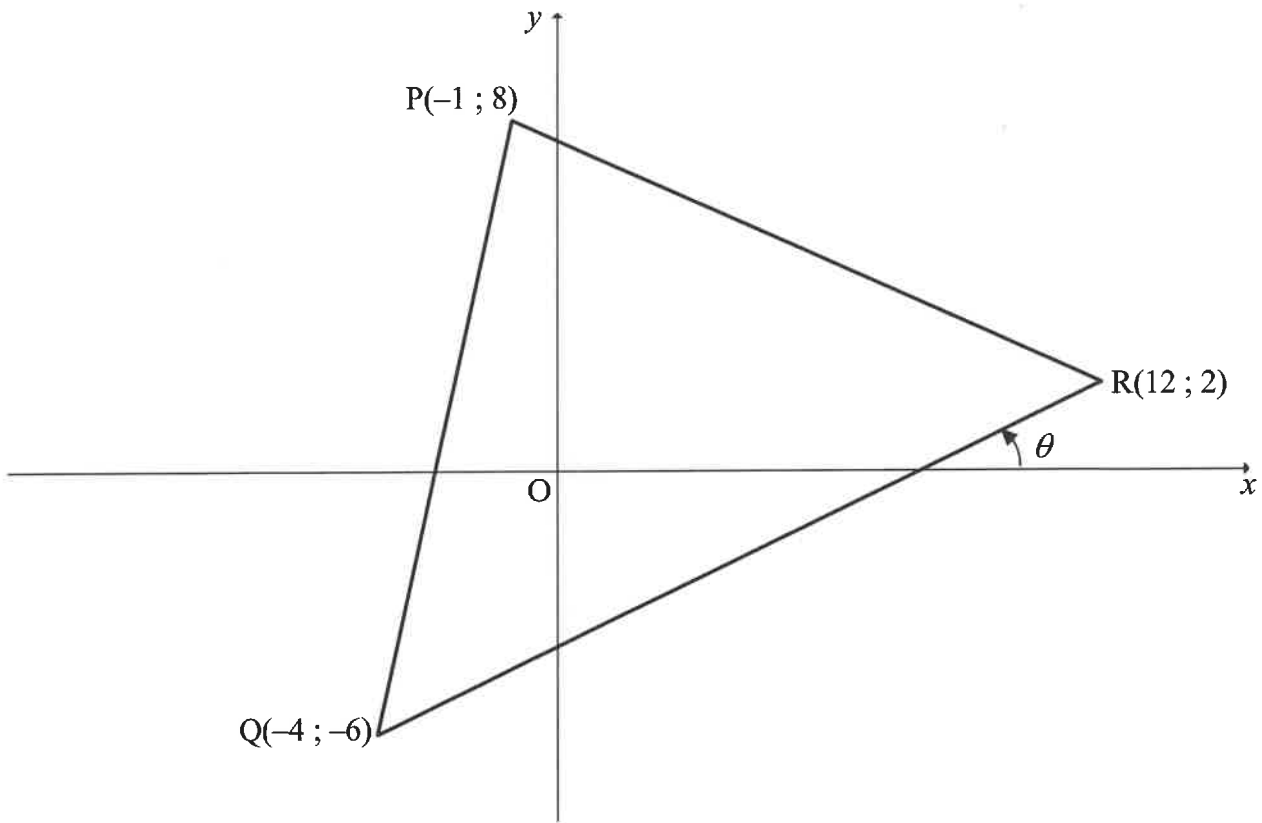
QUESTION/VRAAG 2

2.1

| TIME, t (IN MINUTES)/ TYD, t (IN MINUTE) | CUMULATIVE FREQUENCY/ KUMULATIEWE FREKWENSIE |
|---|---|
| $0 < t \leq 20$ | 16 |
| $0 < t \leq 40$ | 40 |
| $0 < t \leq 60$ | 59 |
| $0 < t \leq 80$ | 67 |
| $0 < t \leq 100$ | 70 |

| | Solution/Oplossing | Marks Punte |
|-------|--|------------------------|
| 2.1.1 | | (1) |
| 2.1.2 | | |
| 2.1.3 | <div style="text-align: center;"> <p>Histogram</p> </div> | (3) |

QUESTION/VRAAG 3

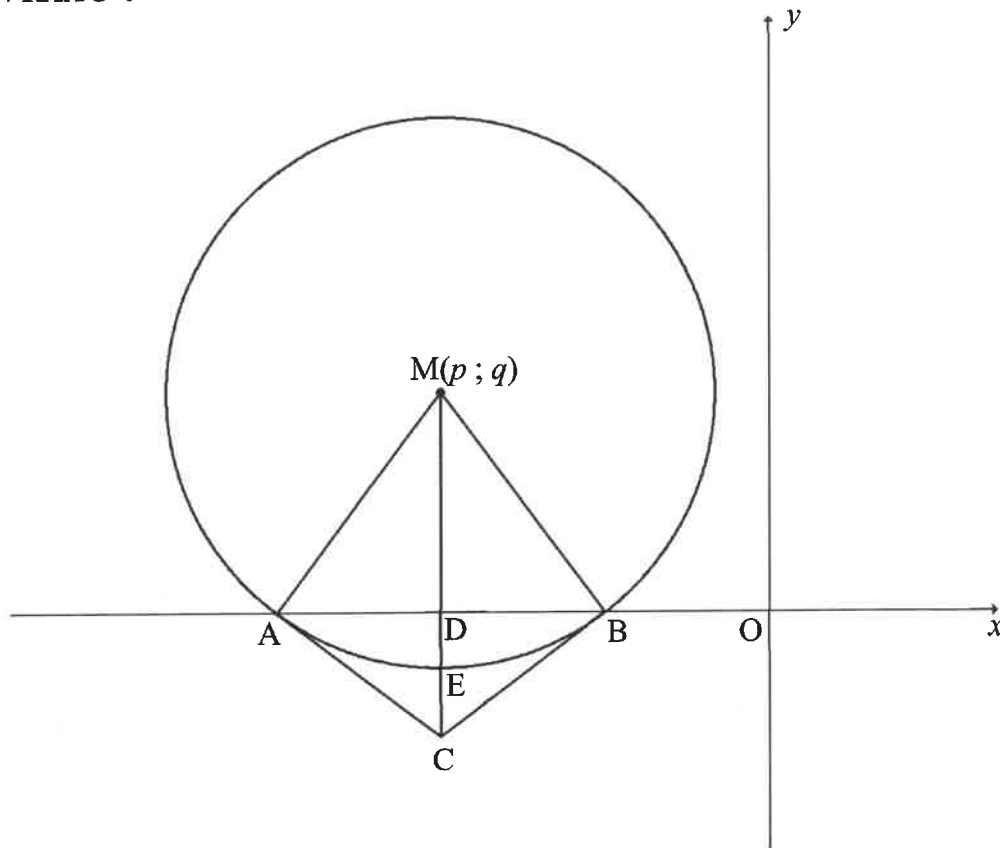


| | Solution/Oplissing | Marks Punte |
|-----|---------------------------|------------------------|
| 3.1 | | (2) |
| | | |
| | | |
| | | |
| | | |
| 3.2 | | (2) |
| | | |
| | | |
| | | |
| | | |
| 3.3 | | (2) |
| | | |
| | | |
| | | |
| | | |
| | | |
| | | |

| | Solution/Oplissing | Marks Punte |
|-----|---------------------------|------------------------|
| 3.4 | | (2) |
| | | |
| | | |
| | | |
| | | |
| | | |
| | | |
| 3.5 | | (2) |
| | | |
| | | |
| | | |
| | | |
| | | |
| 3.6 | | (5) |
| | | |
| | | |
| | | |
| | | |
| | | |
| | | |
| | | |
| | | |
| | | |
| | | |
| | | |
| | | |
| | | |

| | Solution/Oplissing | Marks Punte |
|-----|---------------------------|------------------------|
| 3.7 | | |
| | | |
| | | |
| | | |
| | | |
| | | |
| | | |
| | | |
| | | |
| | | |
| | | |
| | | |
| | | (3) |
| | | [18] |

QUESTION/VRAAG 4



| | Solution/Oplissing | Marks Punte |
|-----|---------------------------|------------------------|
| 4.1 | | (1) |
| 4.2 | | |

| | Solution/Oplossing | Marks Punte |
|-----|---------------------------|------------------------|
| 4.3 | | (2) |
| | | |
| | | |
| | | |
| | | |
| 4.4 | | (1) |
| | | |
| | | |
| | | |
| 4.5 | | (3) |
| | | |
| | | |
| | | |
| | | |
| | | |
| | | |
| | | |
| | | |
| | | |
| | | |
| | | |

| | Solution/Oplissing | Marks Punte |
|-----|---------------------------|------------------------|
| 4.6 | | (4) |
| | | |
| | | |
| | | |
| | | |
| | | |
| | | |
| | | |
| | | |
| | | |
| | | |
| | | |
| 4.7 | | (2) |
| | | |
| | | |
| 4.8 | | (4) |
| | | |
| | | |
| | | |
| | | |
| | | |
| | | |
| | | |
| | | |
| | | |
| | | |
| | | |

QUESTION/VRAAG 5

| | Solution/Oplissing | Marks Punte |
|-------|---------------------------|------------------------|
| 5.1.1 | | (2) |
| 5.1.2 | | (5) |
| 5.1.3 | | (4) |

| | Solution/Oplossing | Marks Punte |
|-------|---------------------------|------------------------|
| 5.2.1 | | (4) |
| 5.2.2 | | (2) |
| | | [17] |

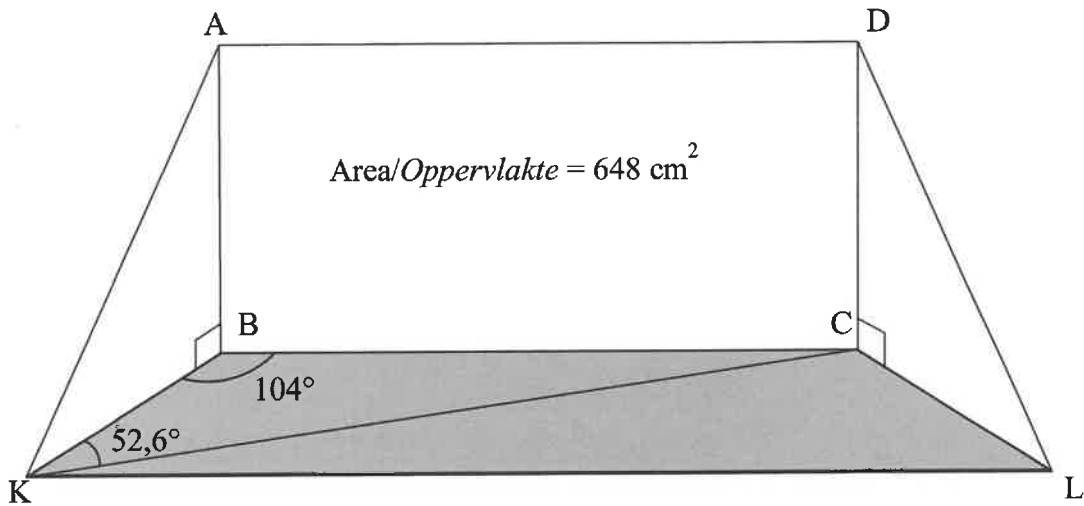
QUESTION/VRAAG 6

| | Solution/Oplissing | Marks Punte |
|-----|---------------------------|------------------------|
| 6.1 | | |
| | | |
| | | |
| | | |
| | | |
| | | |
| | | |
| | | |
| | | |
| | | |
| | | |
| | | |
| | | |
| 6.2 | | (6) |
| | | |
| | | |
| | | |
| | | |
| | | |
| | | |
| | | |
| | | |
| | | |
| | | |
| | | |
| | | |
| | | [13] |

QUESTION/VRAAG 7

| | Solution/Oplissing | Marks Punte |
|-----|--|----------------|
| 7.1 | | |
| | | (1) |
| 7.2 | <p>The graph shows a cosine function $f(x) = \cos(x)$ plotted on a coordinate system. The x-axis is marked with angles: -135°, -90°, -45°, 0, 45°, 90°, and 135°. The y-axis is marked with 1 and -1. The curve passes through the points $(0, 1)$, $(45^\circ, 0)$, $(90^\circ, -1)$, and $(135^\circ, 0)$. The function is labeled f.</p> | (3) |
| 7.3 | | (1) |
| 7.4 | | (1) |
| 7.5 | | (4) |
| | | [10] |

QUESTION/VRAAG 8



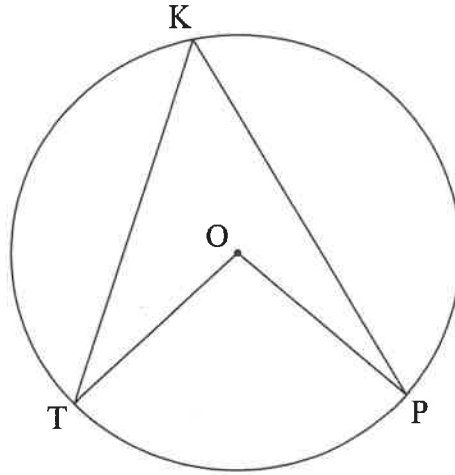
| | Solution/Oplossing | Marks Punte |
|-----|---------------------------|------------------------|
| 8.1 | | (2) |
| | | |
| | | |
| | | |
| | | |
| | | |
| | | |
| 8.2 | | (2) |
| | | |
| | | |
| | | |
| | | |
| | | |
| | | |
| 8.3 | | (2) |
| | | |
| | | |
| | | |
| | | |
| | | |
| | | |

Provide reasons for your statements in QUESTIONS 9, 10 and 11.

Verskaf redes vir jou bewerings in VRAAG 9, 10 en 11.

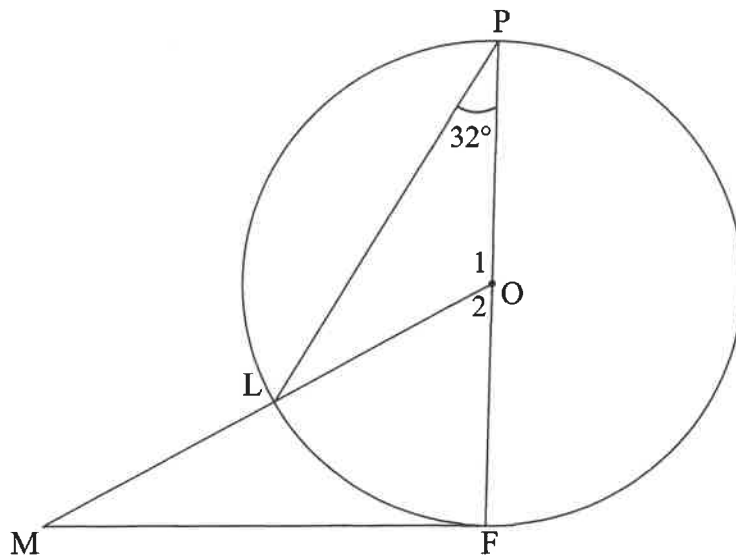
QUESTION/VRAAG 9

9.1



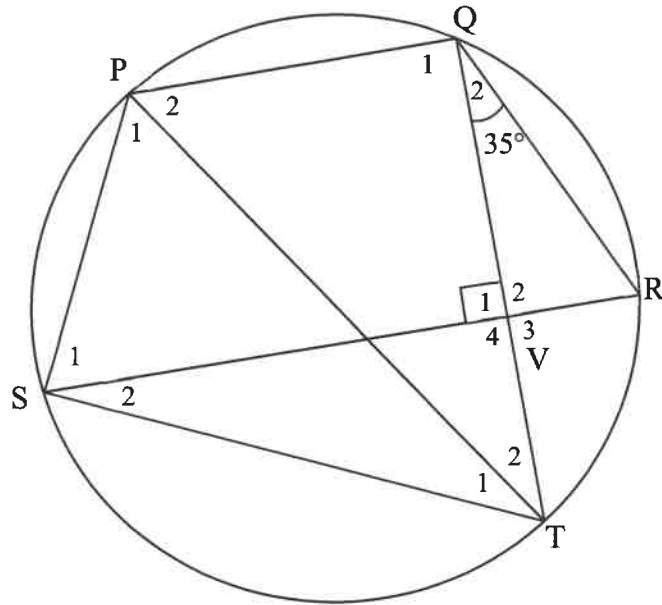
| | Solution/Oplissing | Marks Punte |
|-----|--|------------------------|
| 9.1 | <div style="border: 1px solid black; height: 448px; width: 100%;"></div> | (5) |

9.2



| | Solution/Oplossing | Marks Punte |
|-------|---------------------------|------------------------|
| 9.2.1 | | (2) |
| | | |
| | | |
| | | |
| 9.2.2 | | (3) |
| | | |
| | | |
| | | |
| | | |
| | | |
| | | |
| | | [10] |

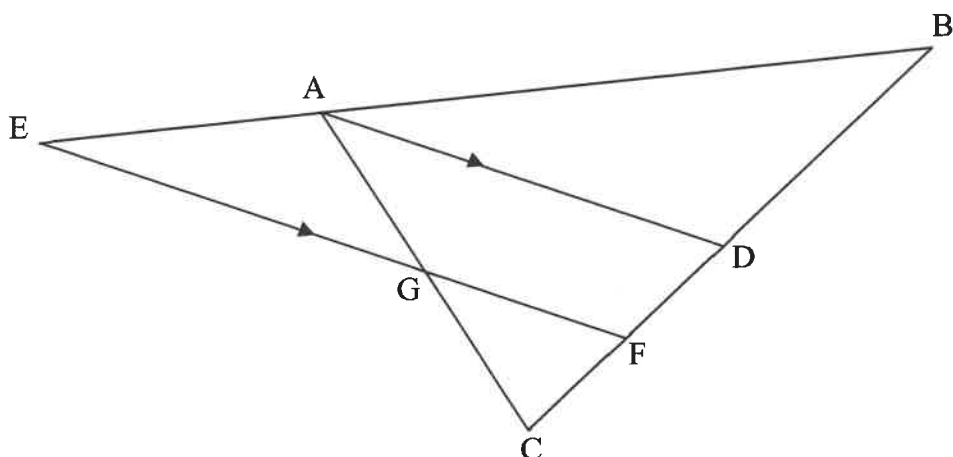
QUESTION/VRAAG 10



| | Solution/Oplissing | Marks Punte |
|------|---------------------------|------------------------|
| 10.1 | | (3) |
| | | |
| | | |
| | | |
| | | |
| 10.2 | | (3) |
| | | |
| | | |
| | | |
| | | |
| 10.3 | | (2) |
| | | |
| | | |
| | | |
| | | |
| | | [8] |

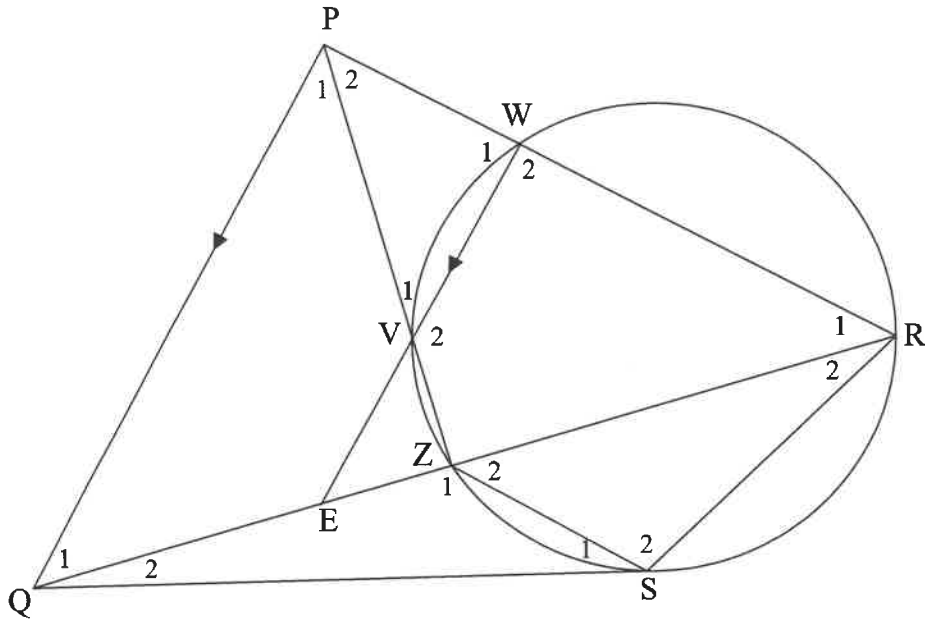
QUESTION/VRAAG 11

11.1



| | Solution/Oplissing | Marks Punte |
|--------|---------------------------|------------------------|
| 11.1.1 | | (2) |
| 11.1.2 | | (4) |
| 11.1.3 | | (4) |

11.2



| | Solution/Oplissing | Marks Punte |
|--------|---------------------------|------------------------|
| 11.2.1 | | (2) |
| | | |
| | | |
| | | |
| 11.2.2 | | (1) |
| | | |
| | | |
| | | |
| 11.2.3 | | (3) |
| | | |
| | | |
| | | |
| | | |
| | | |
| | | |

